

# Forging Neighborhoods for All Generations

Mike Olender  
Manager of Outreach and Advocacy  
AARP North Carolina



**January 1961:** At the first-ever White House Conference on Aging, AARP founder Dr. Ethel Percy Andrus shows President Dwight D. Eisenhower a model of the “Freedom House,” a home designed and built by AARP using “universal design” features so older adults can “age-in-place.”



# About AARP

- Founded in 1958 by Ethel Percy Andrus.
- Nonprofit, nonpartisan organization for people 50+
- For more than 50 years, AARP has been serving the 50+ and creating positive social change.
- **Mission:** To enhance the quality of life *for all* as we age.
- **Vision:** A society in which everyone ages with dignity and purpose, and in which AARP helps people fulfill their goals and dreams.

# THE UNITED STATES ENTERS WORLD WAR II IN DECEMBER 1941

The war in Europe ends in May 1945 | The war in Japan ends in August 1945





**And then the  
Baby Boomers  
arrive!  
76 million  
American  
children are  
born between  
1945 and 1964.**

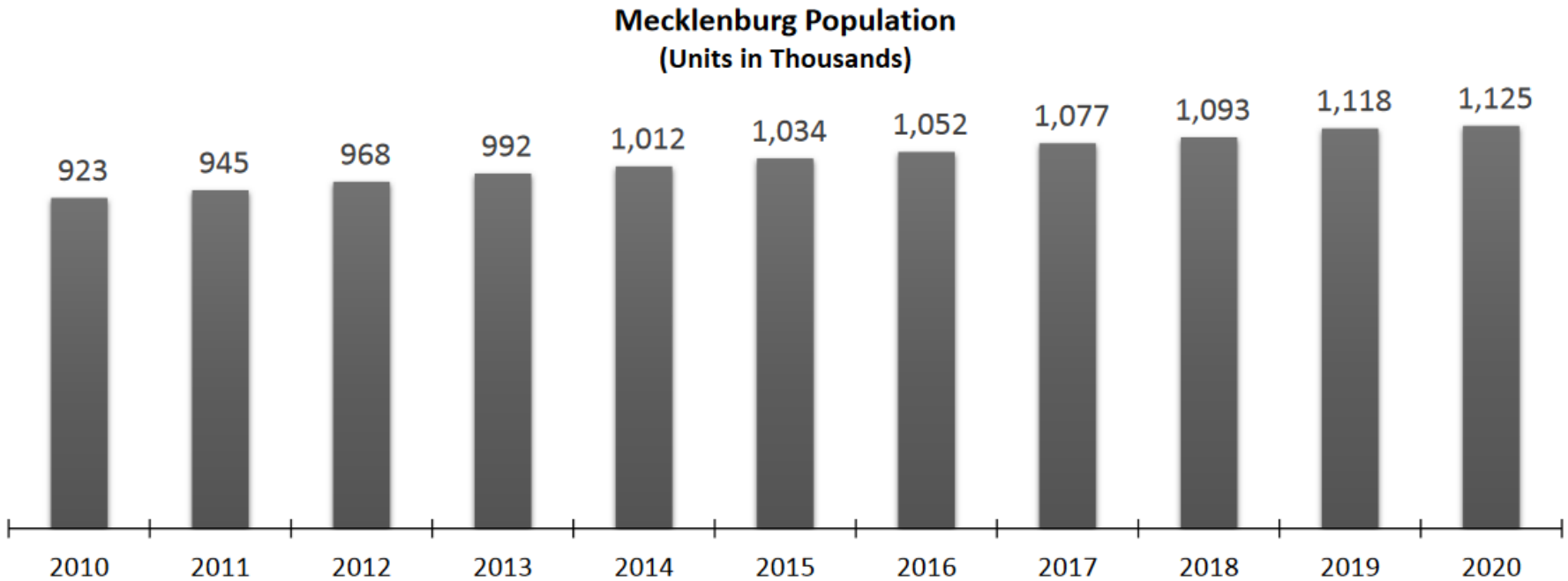
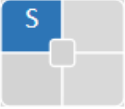
**Those babies now range in age from 51 to 70 years old.**



**By 2030, one out of five adults in the U.S. will be 65 or older.**

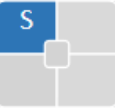
# People: Mecklenburg population continues to grow

Projections show approximately an additional 200K people from 2010 to 2020.



Sources: US Census for historic data estimates, Applied Geographic Solutions (AGS) for projections

Note: 2017 and 2019 data are calculated from series data.




# People: Mecklenburg is among the fastest growing

Between 2010 and 2015, Mecklenburg County was the eighth fastest growing large population county in the US. Projected 2020 population of 1.13 million.

Rank	County	2010 Pop	2015 Pop	Change	% Change
1	Fort Bend County ( <i>Richmond</i> ), TX	584,832	716,087	131,255	22.4
2	Denton County ( <i>Denton</i> ), TX	662,615	780,612	117,997	17.8
3	Collin County ( <i>McKinney</i> ), TX	782,351	914,127	131,776	16.8
4	Travis County ( <i>Austin</i> ), TX	1,024,347	1,176,558	152,211	14.9
5	Denver County ( <i>Denver</i> ), CO	599,860	682,545	82,685	13.8
6	Wake County ( <i>Raleigh</i> ), NC	901,021	1,024,198	123,177	13.7
7	Lee County ( <i>Fort Myers</i> ), FL	618,754	701,982	83,228	13.5
<b>8</b>	<b>Mecklenburg County (<i>Charlotte</i>), NC</b>	<b>919,666</b>	<b>1,034,070</b>	<b>114,404</b>	<b>12.4</b>
9	Orange County ( <i>Orlando</i> ), FL	1,145,954	1,288,126	142,172	12.4
10	District of Columbia	601,767	672,228	70,461	11.7
11	Utah County ( <i>Provo</i> ), Utah	516,640	575,205	58,565	11.3
12	Gwinnett County ( <i>Lawrenceville</i> ), GA	805,324	895,823	90,499	11.2
13	Harris County ( <i>Houston</i> ), TX	4,093,076	4,538,028	444,952	10.9
14	Bexar County ( <i>San Antonio</i> ), TX	1,714,774	1,897,753	182,979	10.7

Source: US Census, Population estimates April 1, 2010 and July 1, 2015, filtered for counties with 500K population or more.

But unlike prior generations of “older adults,” most of today’s “older adults” ...  
**Do Not Want to Live in “Retirement Communities”**



< In 1975, soon after moving with her husband from the New York City suburbs to a 55+ community in South Florida, “Bubbi Sheila” took her new bicycle for a ride.




Survey after survey finds that **today's older adults want to remain in their homes.**

**78%**

.....  
of adults ages 45+ agree or strongly agree with the statement: "What I'd really like to do is stay in my current residence for as long as possible."

Source: AARP Home and Community Preferences of the 45+ Population, 2014




**But most houses haven't been designed to adapt. In fact, American homes have traditionally been designed and built for **able-bodied 35 year olds.****

Survey after survey finds  
that **today's older adults**  
**want to stay in their**  
**community**

**80%**

.....  
of adults ages 45+ agree  
or strongly agree with the  
statement: "What I'd  
really like to do is stay in  
my current community for  
as long as possible."

Source: AARP Home and Community  
Preferences of the 45+ Population, 2014

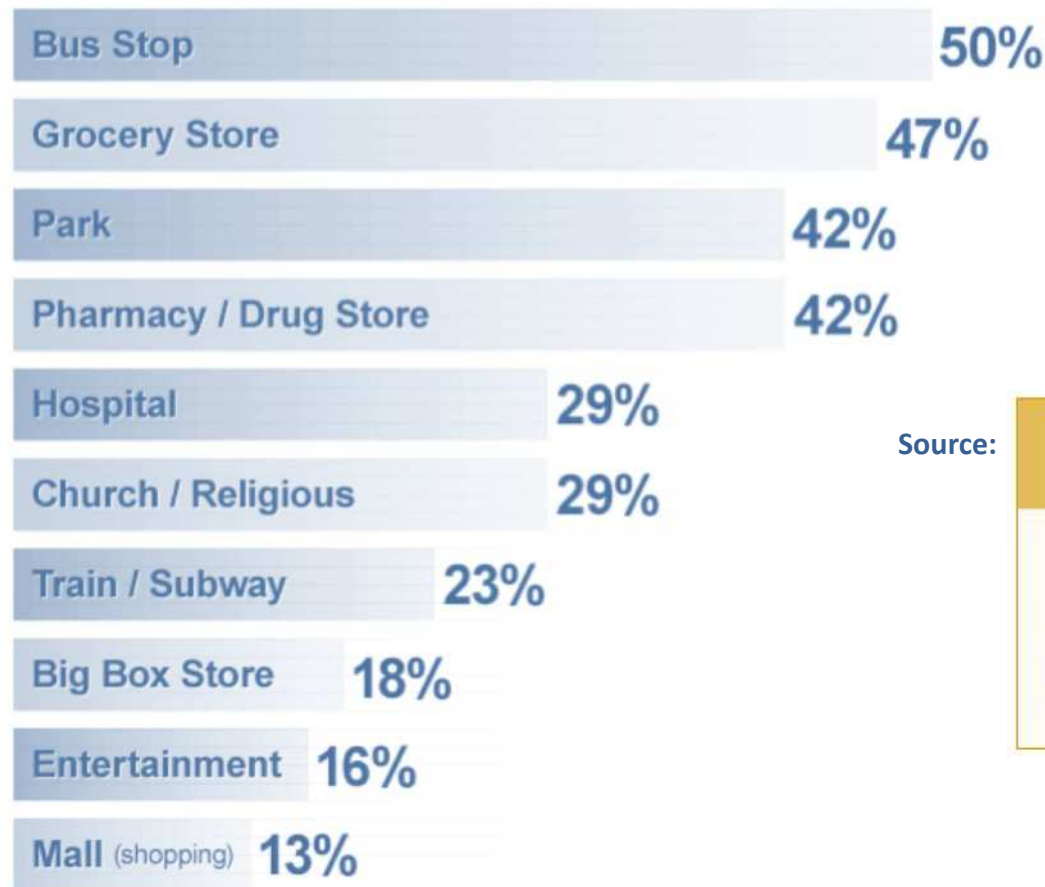


But for the past 50 years, communities have  
developed around motor vehicles as the  
principal form of transportation. **Adults who**  
**don't or no longer drive are often out of luck.**

# What Community Amenities Do Older Adults Want Close to Home?

We asked older adults what amenities they want close to home. Access to transportation, food, and green space top the list. These are among the many community indicators that we are measuring as part of the Livability Index project. Find out more about our livability research and the development of our index here: [www.aarp.org/ppi/liv-com/](http://www.aarp.org/ppi/liv-com/)

% endorsed within 1 mile or less



Source:

**Livable Communities**  
Policy and Research

[Learn More](#) [aarp.org/livablepolicy](http://aarp.org/livablepolicy)

# An increasingly aging population

- + the desire to age in place
- + housing not suitable for aging in place
- + streets unsafe for non-drivers
- + a lack of public transit options
- + the desire to be active in community
- + better health/longer life expectancy
- + numerous other factors (e.g. employment, distance from family, health issues, isolation, urban and suburban sprawl)

= the reason for the **AARP Livable Communities** in the **AARP Network of Age-Friendly Communities**



# Network of Age-Friendly Communities

Established April 12, 2012



Updated April 1, 2016

**84** communities (and counting) representing more than **44** million people

# Age Friendly Matthews



October 2015

# Age-Friendly Mecklenburg

September 2016



# Age Friendly is for EVERYONE





# SURVEY



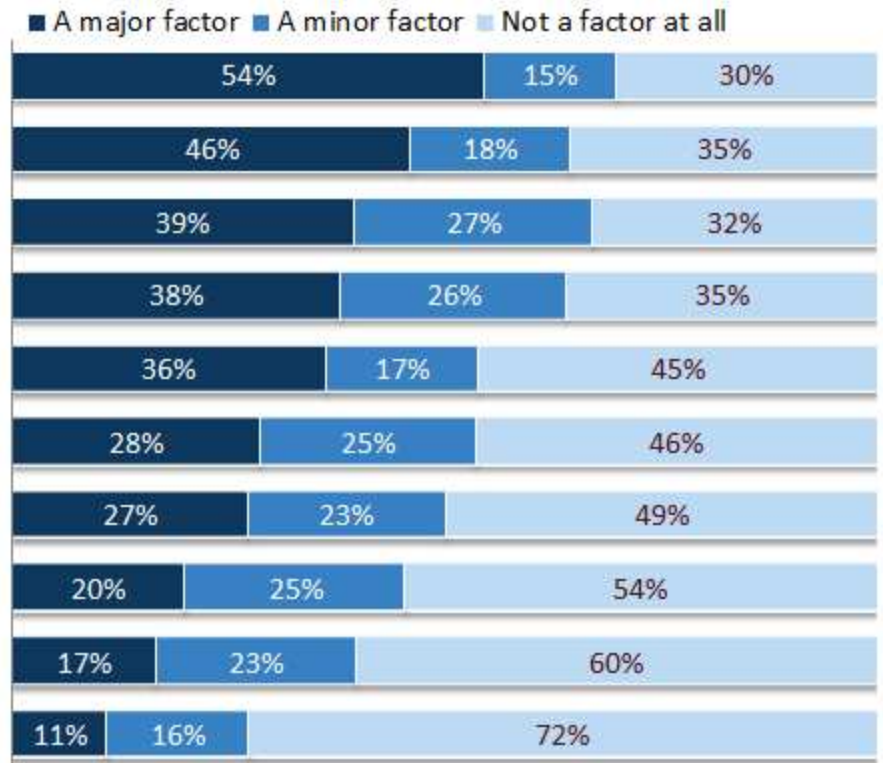
## Livability for All in Mecklenburg County, NC An Age-Friendly Community Survey of Residents Age 50-Plus

AARP  
September 2016



# Age-friendly housing, safety, wanting to be closer to family, and affordability are influential factors for Mecklenburg County residents age 50+ considering moving when they get older.

- ★ Wanting a home that will help you live independently as you age
- Your personal safety or security concerns
- The cost of maintaining your current residence
- Wanting to live in an area that has a lower cost of living
- Wanting to be closer to family
- Wanting to move to an area that has better health care facilities
- Wanting a smaller size home
- Needing more access to public transportation
- Wanting to live in a different climate
- Wanting a larger size home



Question: If you were to consider moving out of your residence, would the following be a major factor, a minor factor, or not a factor at all in your decision to move?

Source: 2016 AARP Age-Friendly Community Survey of Mecklenburg County Residents Age 50+

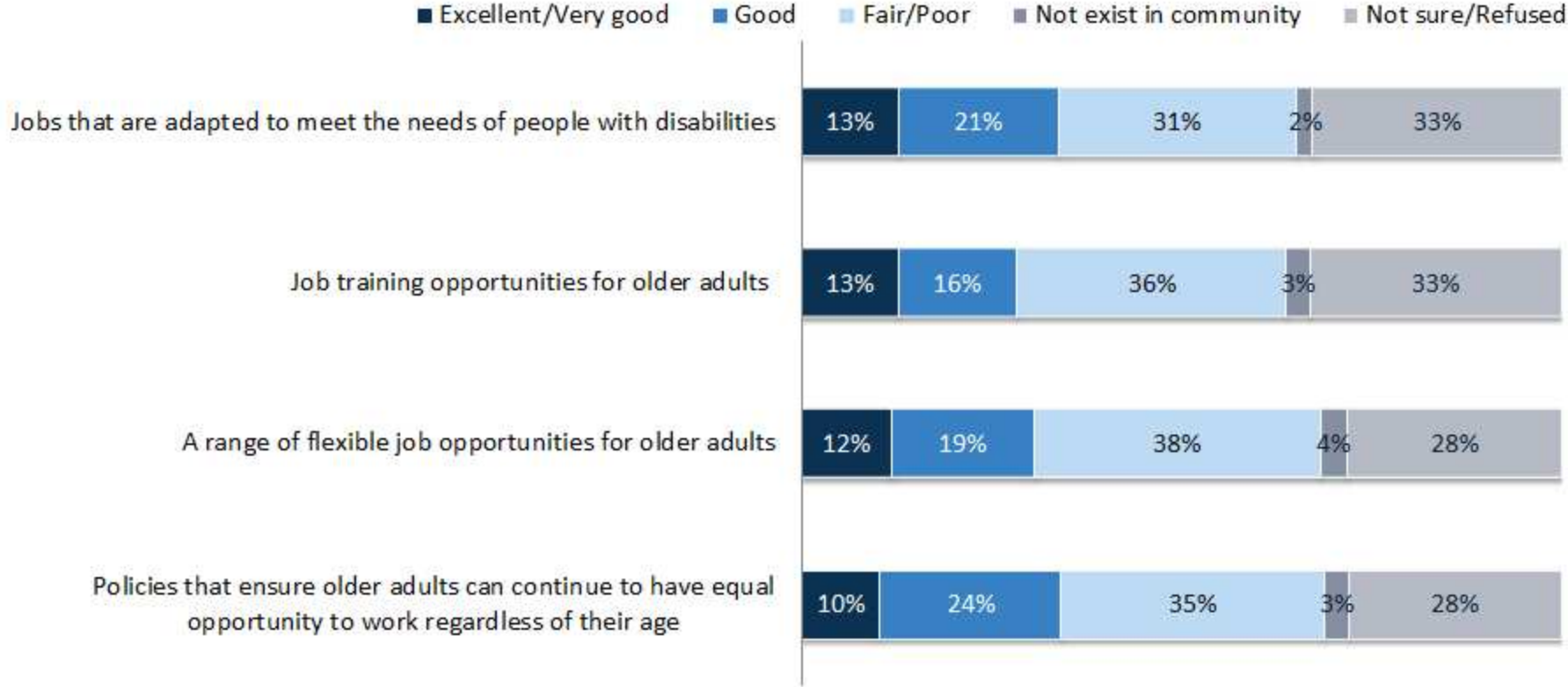
Over half of Mecklenburg County residents age 50+ rate their community excellent to very good on having well-maintained and conveniently located health care facilities.



Question: Would you rate your community as excellent, very good, good, fair, or poor on having the following?

Source: 2016 AARP Age-Friendly Community Survey of Mecklenburg County Residents Age 50+

A plurality of Mecklenburg County residents age 50+ give a negative rating for how well their community is doing in terms of having employment opportunities for older residents.



Question: Would you rate your community as excellent, very good, good, fair, or poor on having the following?

Source: 2016 AARP Age-Friendly Community Survey of Mecklenburg County Residents Age 50+

# Respondent Profile: Demographics

Gender	
Male	45%
Female	55%

Age	
50-54	17%
55-64	44%
65-74	23%
75-84	10%
85 or older	5%

Race/Ethnicity	
White or Caucasian	66%
Black	30%
Asian	1%
Native American or Alaskan Native	<1%
Native Hawaiian or Pacific Islander	0%
Hispanic	2%
Other	2%

Marital Status	
Single, never married	13%
Married	52%
Not married, living with your partner or significant other	2%
Separated	2%
Divorced	12%
Widowed	18%

Tomorrow's 65+ population



Health Status	
Excellent/Very good	55%
Good	29%
Fair/Poor	15%

Disability Status	
Yes, myself	20%
Yes, my spouse or partner	4%
Yes, both myself and my spouse or partner	3%
No	73%

AARP Membership	
Yes	34%
No	64%

1. Outdoor Spaces  
and Buildings

2. Transportation

3. Housing

4. Social  
Participation

# The **AARP** Network of Age-Friendly Communities

and work within

## The 8 Domains of Livability

help communities become great for people of all ages

5. Respect and  
Social Inclusion

6. Civic Participation  
and Employment

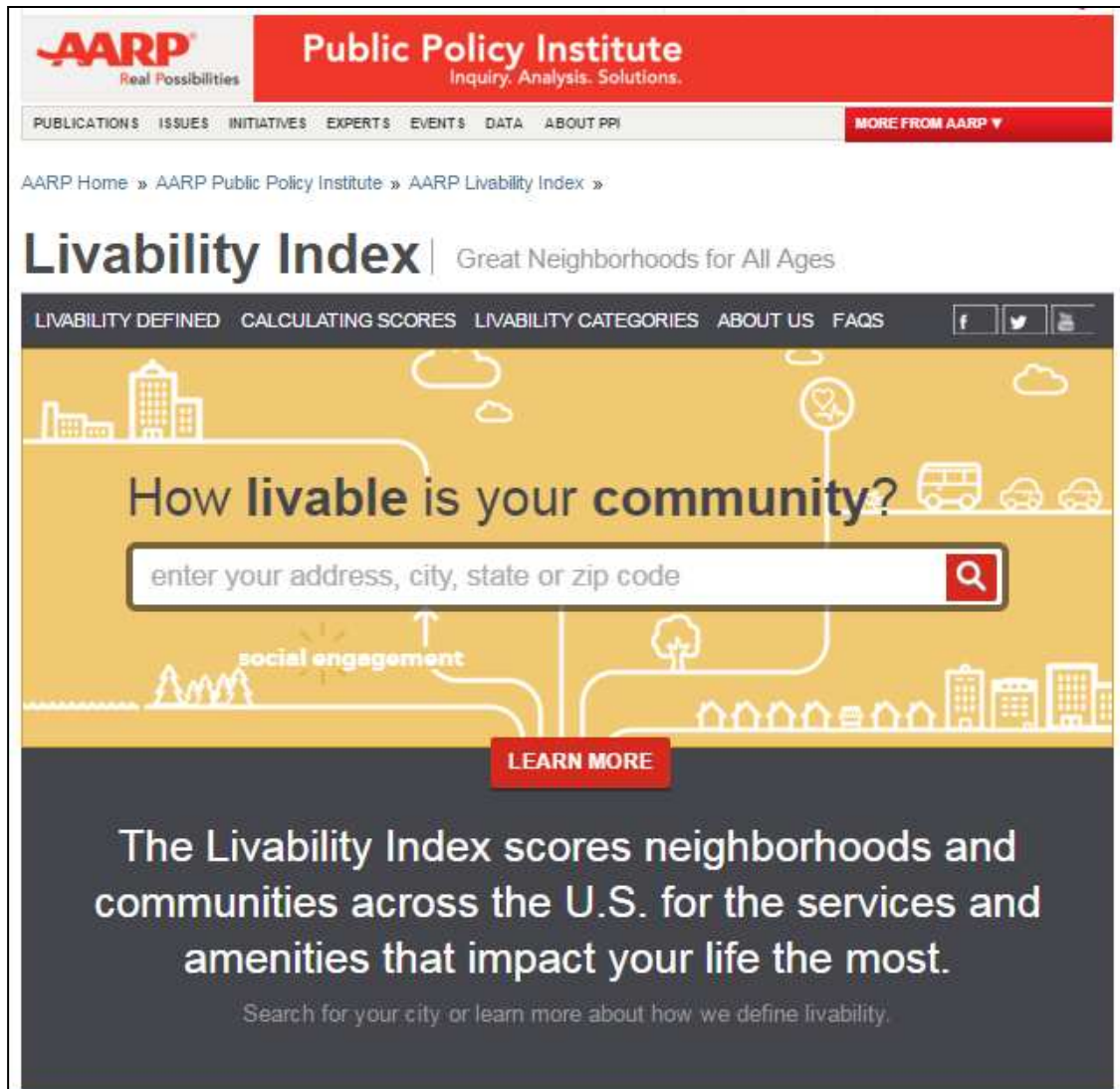
7. Communication  
and Information

8. Community  
and Health Services

Learn more at [AARP.org/agefriendly](https://www.aarp.org/agefriendly)



# AARP has tools and resources to help



**AARP**  
Real Possibilities

**Public Policy Institute**  
Inquiry. Analysis. Solutions.

PUBLICATIONS | ISSUES | INITIATIVES | EXPERTS | EVENTS | DATA | ABOUT PPI | MORE FROM AARP ▼

AARP Home » AARP Public Policy Institute » AARP Livability Index »

## Livability Index | Great Neighborhoods for All Ages

LIVABILITY DEFINED | CALCULATING SCORES | LIVABILITY CATEGORIES | ABOUT US | FAQs

How **livable** is your community?

enter your address, city, state or zip code

**LEARN MORE**

The Livability Index scores neighborhoods and communities across the U.S. for the services and amenities that impact your life the most.

Search for your city or learn more about how we define livability.

## HOUSING

Affordability and access

## NEIGHBORHOOD

Access to life, work, and play

## TRANSPORTATION

Safe and convenient options

## ENVIRONMENT

Clean air and water

## HEALTH

Prevention, access, and quality

## ENGAGEMENT

Civic and social involvement

## OPPORTUNITY

Inclusion and possibilities

[aarp.org/livabilityindex](http://aarp.org/livabilityindex)

# THE LIVABILITY INDEX

## Categories & Attributes

---

### Housing

- Housing Accessibility
- Housing Options
- Housing Affordability
- Commitment to Livability

### Neighborhood

- Proximity to Destinations
- Mixed-use Neighborhoods
- Compact Neighborhoods
- Personal Safety
- Neighborhood Quality
- Commitment to Livability

### Transportation

- Convenient Transportation Options
- Transportation Costs
- Safe Streets
- Accessible System Design
- Commitment to Livability

### Environment

- Water Quality
- Air Quality
- Resilience
- Energy Efficiency
- Commitment to Livability

### Health

- Healthy Behaviors
- Access to Health Care
- Quality of Health Care
- Commitment to Livability

### Engagement

- Internet Access
- Civic Engagement
- Social Engagement
- Equal Rights
- Commitment to Livability

### Opportunity

- Equal Opportunity
- Economic Opportunity
- Education
- Multi-generational Communities
- Local Fiscal Health
- Commitment to Livability



# THE LIVABILITY INDEX OVERVIEW

## Metrics & Policies

---

**Metrics and policies are the indicators used to measure livability. They are drawn from over 50 sources of data.**

### Metrics

- Metrics indicate how livable communities are in the present by measuring community characteristics.
- 40 metrics are used in the Livability Index; 21 of those evaluate livability at the neighborhood scale.
- Each category contains 4-9 metrics.
- Metrics must be relevant and subject to direct/indirect influence by state and local policymakers.

### Policies: *Updated Jan 26, 2017*

- Policies are actions communities can take to improve livability over time.
- 20 state and local policies are evaluated in the Livability Index.



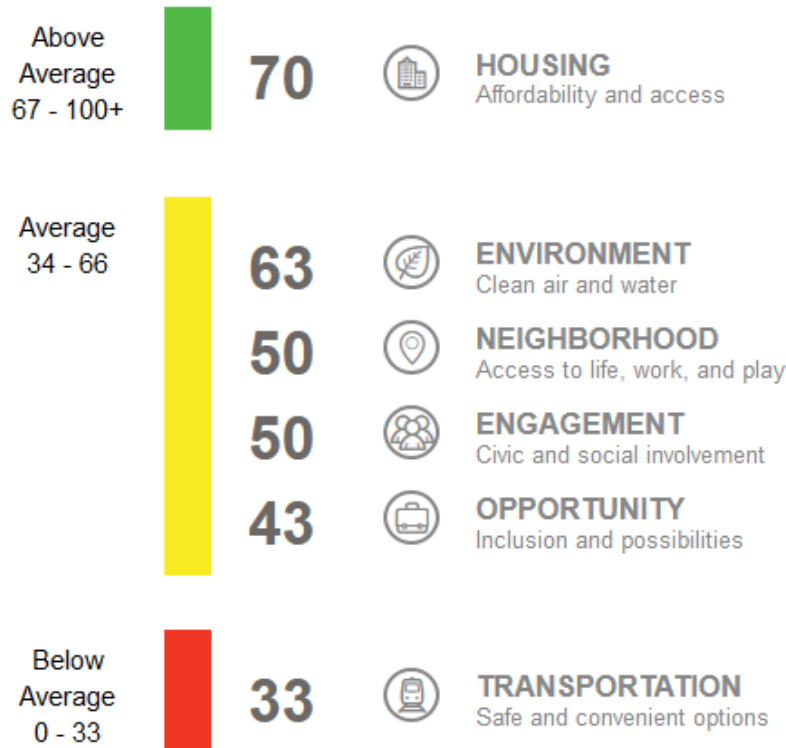
Source:propay.com










3216 Cpcc Harris Campus Dr,  
Charlotte, NC

Mecklenburg County, 28208

<< Here's the  
Livability Score for  
the address we're  
at right now



LOCATION	Mecklenburg County, North Carolina <sup>x</sup>	Orange County, North Carolina <sup>x</sup>	Wake County, North Carolina <sup>x</sup>
<b>TOTAL INDEX SCORE</b>	<b>52</b>	<b>57</b>	<b>56</b>
 <b>HOUSING</b> Affordability and access <span data-bbox="736 496 770 522">+</span>	50	55	58
 <b>NEIGHBORHOOD</b> Access to life, work, and play <span data-bbox="736 618 770 644">+</span>	48	49	52
 <b>TRANSPORTATION</b> Safe and convenient options <span data-bbox="736 735 770 761">+</span>	45	51	47
 <b>ENVIRONMENT</b> Clean air and water <span data-bbox="736 849 770 875">+</span>	56	55	57
 <b>HEALTH</b> Prevention, access, and quality <span data-bbox="736 971 770 996">+</span>	67	73	65
 <b>ENGAGEMENT</b> Civic and social involvement <span data-bbox="736 1092 770 1118">+</span>	50	67	54
 <b>OPPORTUNITY</b> Inclusion and possibilities <span data-bbox="736 1213 770 1239">+</span>	45	51	62

## Age-Friendly and Livable Communities Resources

### AARP Network of Age-Friendly Communities Tool Kit

This self-service guide hosts the network's member list, explains how a community can join and provides step-by-step details about the work involved.

[aarp.org/agefriendly](http://aarp.org/agefriendly)

### AARP Livable Communities

An award-winning website featuring livability resources from AARP and others. (Be sure to subscribe to the free AARP Livable Communities Monthly eNewsletter.)

[aarp.org/livable](http://aarp.org/livable)

### AARP Livability Index

With this online tool users can enter an address or postal code to find the livability score of any neighborhood, town, city, county or state in the United States.

[aarp.org/livabilityindex](http://aarp.org/livabilityindex)

### AARP International

A global resource about health and economic security information and advocacy, this website includes a channel entirely about Age-Friendly Communities.

[aarpinternational.org](http://aarpinternational.org)

### AARP Public Policy Institute

Livability policies address issues such as land use, housing, transportation and broadband — all of which facilitate aging in place.

[aarp.org/livablepolicy](http://aarp.org/livablepolicy)

### World Health Organization

The meeting place for the WHO's Global Network of Age-Friendly Cities and Communities and a global platform for exchange and learning.

[agefriendlyworld.org](http://agefriendlyworld.org)

# Thank you for your time and attention!

## CONTACT US



Do you have questions or suggestions? We want to hear from you. Email us at

[livable@aarp.org](mailto:livable@aarp.org)

For questions about the AARP Livability Index, please email [livabilityindex@aarp.org](mailto:livabilityindex@aarp.org).